

Suffolk Federal – Online Banking User Enrollment

Visit www.suffolkfcu.org and select ONLINE BANKING LOGIN. Be sure to save your [Online Banking Login](#) URL as a “Favorite” on your PC.

On the Login screen, click “**Enroll**” on the bottom left.



Login ID

Password

Remember me

Log In

[Forgot your password?](#)

[Enroll](#)

[Privacy Policy](#)

[Contact us](#)

Enter all of the requested information and create a Login ID. If you have multiple member numbers, you will only need to enroll one Login ID. This will be the login for ALL of your Suffolk Federal memberships. Click “**Continue.**”



Online Banking Enrollment

Last Name:

Social Security Number:

Date of Birth:

Zip Code:

Requested Login ID:


[Back to login](#)

[Continue](#)

Suffolk Federal – Online Banking User Enrollment

Once submitted, you will be successfully enrolled in Online Banking with a Login ID.

Click “Continue” to create a password.

 **Congratulations!**

You have successfully enrolled in online banking.

Your Login ID is: **SUFFOLKFEDERAL123**

Make sure to save it in a secure location. You will need it to access your account in the future.

From the provided list, select the method in which you’d like to receive your Secure Access Code to create a password.

*If your contact information is not valid, you will need to contact at 631-924-8000, sfcumail@suffolkfcu.org or visit your local branch to have the information updated.



Please select a target:

Please select a target:

Home a Secure Access Code

Call me : (XXX) XXX -

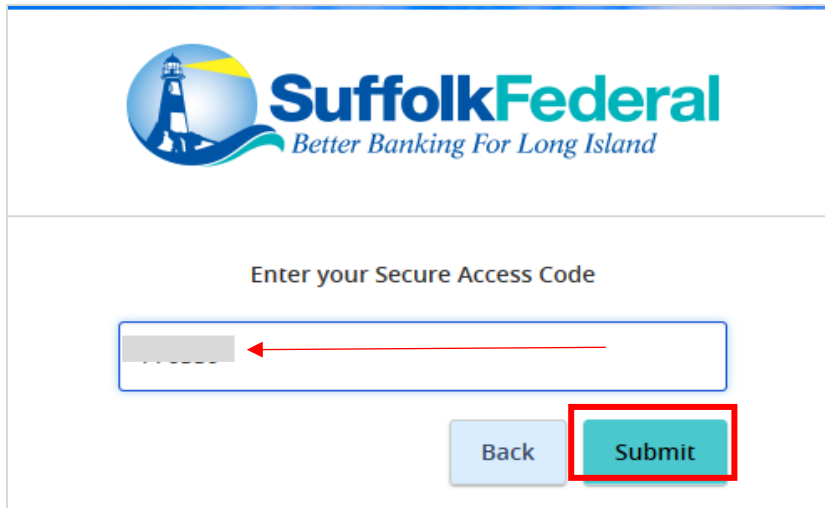
Call me : (XXX) XXX -

Text me : (XXX) XXX -

E-mail me : xxxu123@xxhoo.

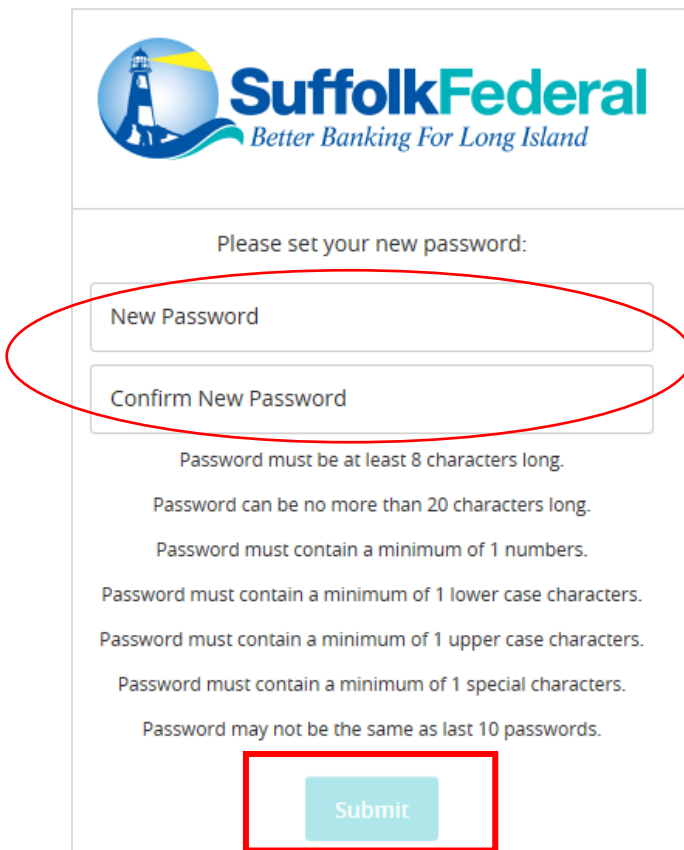
Suffolk Federal – Online Banking User Enrollment

Enter the Secure Access Code and click **“Submit.”**



The screenshot shows the Suffolk Federal logo at the top left, with the tagline "Better Banking For Long Island". Below the logo, the text "Enter your Secure Access Code" is centered. A text input field is shown with a red arrow pointing to it from the right. Below the input field are two buttons: "Back" and "Submit". The "Submit" button is highlighted with a red rectangular border.

Create and Enter a Password. Once the Password meets the required criteria, click **“Submit.”**



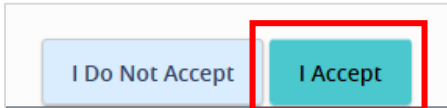
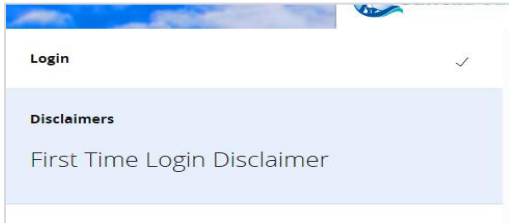
The screenshot shows the Suffolk Federal logo at the top left, with the tagline "Better Banking For Long Island". Below the logo, the text "Please set your new password:" is centered. There are two text input fields: "New Password" and "Confirm New Password". Both fields are circled with a red oval. Below the input fields are several lines of password requirements:

- Password must be at least 8 characters long.
- Password can be no more than 20 characters long.
- Password must contain a minimum of 1 numbers.
- Password must contain a minimum of 1 lower case characters.
- Password must contain a minimum of 1 upper case characters.
- Password must contain a minimum of 1 special characters.
- Password may not be the same as last 10 passwords.

At the bottom of the form, there is a "Submit" button highlighted with a red rectangular border.

Suffolk Federal – Online Banking User Enrollment

Read through the *First Time Login Disclaimer* and click **“I Accept.”** If you do not accept, you will not be able to access online banking.



Once the enrollment is complete, you will be directed to the New Online Banking portal!

